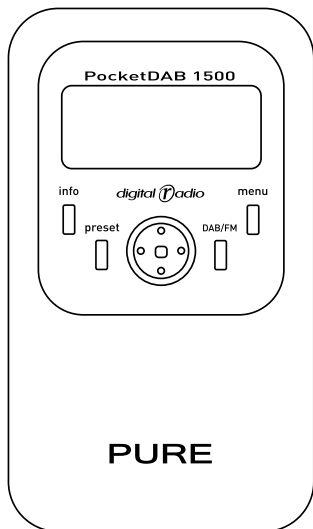


PURE



Owner's manual

PocketDAB 1500

Copyright

Copyright 2007 by Imagination Technologies Limited. All rights reserved. No part of this publication may be copied or distributed, transmitted, transcribed, stored in a retrieval system, or translated into any human or computer language, in any form or by any means, electronic, mechanical, magnetic, manual or otherwise, or disclosed to third parties without the express written permission of Imagination Technologies Limited.

Copyright

Copyright 2007 by Imagination Technologies Limited. Alle Rechte vorbehalten. Kein Teil dieser Publikation darf ohne ausdrückliche und schriftliche Zustimmung von Imagination Technologies Limited in irgendeiner Form (elektronisch, mechanisch, magnetisch, manuell oder auf andere Weise) kopiert, verteilt, übermittelt, überschrieben, in einem Suchsystem gespeichert, in eine andere natürliche oder Computersprache übersetzt oder Dritten zugänglich gemacht werden.

Copyright

Copyright 2007 Imagination Technologies Limited. Tous droits réservés. Aucune partie de la présente publication ne doit être copiée ou diffusée, transmise, retranscrite, stockée dans un système de récupération de données ou traduite, que ce soit dans une langue humaine ou dans un langage informatique, sous quelque forme et par quelque moyen que ce soit, électronique, mécanique, magnétique, manuel ou autre, ou encore diffusée auprès de tiers sans autorisation écrite expresse de Imagination Technologies Limited.

Copyright

Copyright 2007 by Imagination Technologies Limited. Tutti i diritti riservati. Nessuna parte della presente pubblicazione può essere copiata o distribuita, trasmessa, trascritta, memorizzata in un sistema di archiviazione, o tradotta in un formato normalmente comprensibile, in qualsiasi forma o con qualsiasi mezzo, elettronico, meccanico, magnetico, manuale o altro, o divulgata a terze parti senza il permesso scritto di Imagination Technologies Limited.

Copyright

Copyright 2007 tilhører Imagination Technologies Limited. Alle rettigheder forbeholdes. Ingen dele af denne publikation må kopieres eller distribueres, transmitteres, omskrives, gemmes i et system, hvor den kan hentes, eller oversættes til menneskeligt forståeligt sprog eller computersprog, i nogen som helst form eller med nogen som helst midler, det være sig elektroniske, mekaniske, magnetiske, manuelle eller på anden måde, eller fremvises til tredje parter uden udtrykkelig, skriftlig tilladelse fra Imagination Technologies Limited.

Copyright

Copyright 2007 door Imagination Technologies Limited. Alle rechten gereserveerd. Geen enkel gedeelte van deze publicatie mag gekopieerd of gedistribueerd, uitgezonden, overgeschreven, opgeslagen in een retrieval system of vertaald in om het even welke menselijke of computertaal, in geen enkele vorm of door geen enkel middel, elektronisch, mechanisch, magnetisch, manueel of anders of bekend gemaakt aan derde partijen zonder de uitdrukkelijke geschreven toestemming van Imagination Technologies Limited.

Trademarks

PocketDAB 1500, textSCAN, ChargePAK, PURE, the PURE logo, PURE Digital, the PURE Digital logo, Imagination Technologies, and the Imagination Technologies logo are trademarks or registered trademarks of Imagination Technologies Limited. All other product names are trademarks of their respective companies. Version 2 January 2007.

Warenzeichen

PocketDAB 1500, textSCAN, ChargePAK, PURE, das PURE Logo, PURE Digital, das PURE Digital Logo, Imagination Technologies und das Imagination Technologies Logo sind Warenzeichen oder eingetragene Warenzeichen von Imagination Technologies Limited. Alle anderen Produktamen sind Warenzeichen ihrer jeweiligen Besitzer. Version 02. Januar 2007

Marques commerciales

PocketDAB 1500, textSCAN, ChargePAK, PURE, le logo PURE, PURE Digital, le logo PURE Digital, Imagination Technologies et le logo Imagination Technologies sont des marques commerciales ou des marques déposées de Imagination Technologies Limited. Tous les autres noms de produits sont des marques commerciales de leurs détenteurs respectifs. Version 2 er janvier 2007.

Marchi

PocketDAB 1500, textSCAN, ChargePAK, PURE, il logo PURE, PURE Digital, il logo PURE Digital, Imagination Technologies e il logo Imagination Technologies sono marchi o marchi registrati di Imagination Technologies Limited. Tutti gli altri nomi di prodotti sono marchi di proprietà delle rispettive società. Versione 2 Gennaio 2007.

Varemærker

PocketDAB 1500, textSCAN, ChargePAK, PURE, PURE-logoet, PURE Digital, PURE Digital-logoet, Imagination Technologies og Imagination Technologies-logoet er varemærker eller registrerede varemærker, der tilhører Imagination Technologies Limited. Alle andre produktnavne er varemærker, der tilhører deres respektive virksomheder. Version 2. januar 2007.

Handelsmerken

PocketDAB 1500, textSCAN, ChargePAK, PURE, het PURE logo, PURE Digital, het PURE Digital logo, Imagination Technologies en het Imagination Technologies logo zijn handelsmerken of geregistreerde handelsmerken van Imagination Technologies Limited. Alle andere productnamen zijn handelsmerken van hun respectieve firma's. Versie 2 Januari 2007.

Contents

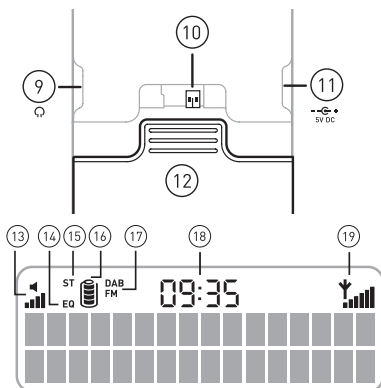
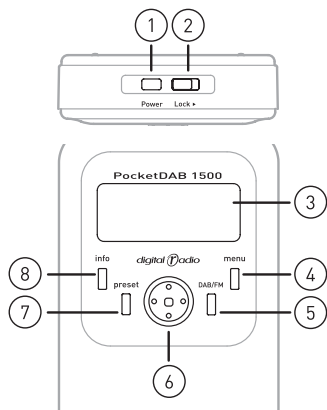
Overview diagrams	2
Getting started.....	3
Using your PocketDAB 1500.....	4
Changing stations	4
Changing the information shown on screen.....	4
textSCAN™ - pause and control scrolling text	4
Using ChargePAK™.....	5
Storing and recalling presets	5
Changing your radio setup.....	6
DAB only options.....	6
FM only options.....	6
General options	7
Hints and Tips	8
Safety information	9
Technical specifications & warranty	10
Warranty.....	10

Disposal of Waste Electrical & Electronic Equipment



This symbol on the product or on its packaging indicates that this product should not be treated as household waste. Instead it should be handed over to a suitable collection point for the recycling of electrical and electronic equipment. By ensuring this product is disposed of correctly, you will help prevent potential negative consequences for the environment and human health, which could otherwise be caused by inappropriate waste handling of this product. The recycling of materials will help to conserve natural resources. For more detailed information about recycling of this product, please contact your local council office, your household waste disposal service or the shop where you purchased the product.

Overview diagrams



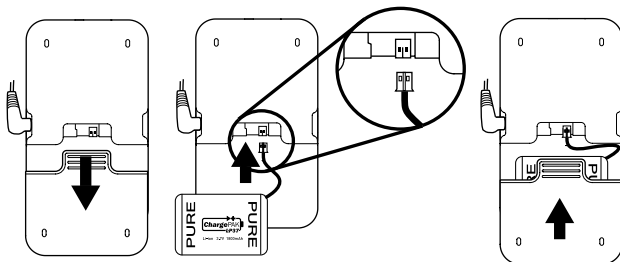
1. Power on/off (hold down for around three seconds).
2. Button lock switch.
3. Backlit LCD display.
4. Options menu, see page 6.
5. Switches between DAB and FM.
6. 5-way navigator, rock left or right to scroll and press the centre to select radio stations or menu options. Rock up or down to increase or decrease volume. Press to use textSCAN™.
7. Access preset stations.
8. Changes the information shown on the display.
9. Headphone socket (3.5 mm).
10. Connector for ChargePAK™ rechargeable battery (supplied).
11. Connector for 5V DC mains adapter (supplied)
12. Battery compartment cover.
13. Volume level (max=6 bars).
14. EQ on indicator.
15. Stereo indicator.
16. Battery power indicator (max=4 bars). Animated when charging. Disappears when connected to DC power and fully charged.
17. DAB or FM indicator.
18. Time from the most recently selected DAB or FM (RDS) station.
19. Signal strength indicator (max=6 bars)

Getting started

1. Plug in the headphones.

⚠ **Warning** Damage to hearing can occur with consistent exposure to high volume when using headphones. Always check the volume level before inserting headphones into your ears.

2. Insert the ChargePAK.



Note ChargePAK should be partly charged when you first install it.

3. Optionally attach the power adapter and plug into your power supply. The first time you plug your PocketDAB 1500 into a mains power supply it should automatically switch on and start an autotune, see step 5.
4. Check that the Lock switch is set to the unlock position.



5. Press the Power button to switch the unit on.



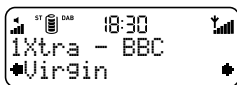
The bar indicates the progress of an autotune to find the DAB stations in your area. The stations are stored in alphanumeric order and the first station on the list is selected.

6. Rock the Navigator button up or down to adjust the volume level.

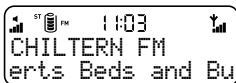
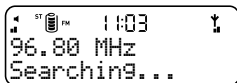
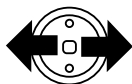
Using your PocketDAB 1500

Changing stations

DAB



FM




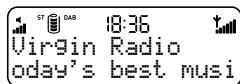
info

Changing the information shown on screen

Only options 1 and 4 are available in FM.

1. Scrolling text broadcast by most DAB stations and FM stations with RDS.
2. Type of DAB content being broadcast e.g. Sport, Pop music.
3. DAB Multiplex in which the current service is broadcast.
4. Time and date updated regularly from the most recently selected DAB or FM (RDS) station.
5. DAB Channel and frequency for the current station.
6. DAB Signal data rate and a stereo or mono indicator.
7. DAB Signal quality; 85 to 100 Good, 70 to 84 OK, 0 to 69 poor.
8. DAB Signal strength; maximum 16 bars

textSCAN™ - pause and control scrolling text



Using ChargePAK™

The PURE ChargePAK™ LP37 rechargeable battery pack supplied with your PocketDAB 1500 is designed to be left in the unit and recharges automatically when connected to the mains so it is always ready for use.

Note Disconnect the power adapter and switch off PocketDAB 1500 before fitting or removing a ChargePAK, presets and other settings will be retained.

A complete charge should take up to 4 hours with the unit switched off and provide up to 24 hours battery life listening to DAB.

To remove a ChargePAK for replacement

1. Disconnect the power adapter and switch off PocketDAB 1500.
2. Slide off the battery cover
3. Lift out the ChargePAK and carefully pull out the ChargePAK connector plug pushing down slightly on the plug may help withdraw it.

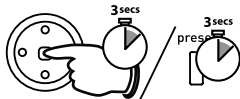
Warning Pulling on the wires to remove the plug may cause damage.

Storing and recalling presets

Press the preset button to store up to 10 DAB and 10 FM radio stations for easy access. If you save a DAB station to a preset, the station name has the preset number next to it on the station list.

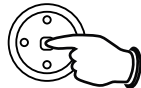
To store a station

preset




To recall a previously stored station

preset



Changing your radio setup

^{menu}
 Press the menu button to access the following options available in DAB, FM or both, which enable you to customise your PocketDAB 1500.

DAB only options

Autotune UK

Scans all frequencies in the UK DAB channel allocation and adds any new stations to the station list. To stop an autotune press the Navigator button.

Autotune full

Scans the full range of digital frequencies in Band III.

Station Order

Changes the order in which stations appear on the station list.

Alphanumeric Lists all stations in alphanumeric order.

Fav station Lists the ten most listened to stations at the top of the station list in alphanumeric order and the remainder below. Favourite stations will be displayed with a heart next to the name when you view the station list.

Active station Lists active stations at the top of the station list.

Multiplex Lists stations in groups according to their multiplex.

Trim stn. list Removes inactive stations from the station list.

♥ → presets Available only when Fav station order (above) has been selected. Stores your ten favourite stations as presets.

DRC value

DRC (Dynamic Range Control) value makes the quieter sounds in a broadcast easier to hear at low volume or in a noisy environment. Check with the broadcasters to find out if they use DRC on their stations.

DRC full Applies the DRC level as sent with the broadcast.

DRC half DRC level is set to half that sent with the broadcast.

DRC off Any DRC level broadcast will be ignored.

FM only options

FM tuning mode

- Seek** Searches for the next FM station with a strong signal.
- Manual** Manually step through the frequency range in steps of 0.05 MHz.

FM stereo mode

- Auto** Uses stereo where possible.
- Mono** Forces mono reception - mono may be clearer for stations with weak signals.

General options

EQ setting

Apply one of five equalisation presets to the received audio.

LCD Contrast

Adjust the contrast of the LCD display from 1 (light) to 5 (dark).

LCD Backlight

- Timed off** Backlight turns on when a button is pressed and off again after no button has been pressed for around 8 seconds.
- Off** Backlight off.
- Always on** Backlight on.

Hints and Tips

Display says 'No stations available'

Check that your headphones are connected and the cable is uncoiled. Use Autotune to search for services, see page 6. Try moving to another location to find better reception.

(<</>>) Secondary DAB services

Secondary services accompany some stations, providing extra information or alternative content and may only be broadcast at certain times. If a station has secondary services available, the station shows '>>' next to its name in the station list and the secondary service appears next to the station in the list. A secondary service has a '<<' before its name in the station list.

(?) Inactive or unavailable DAB stations

Inactive or unavailable stations are those which appear on the station list but are not currently available because either you are outside the broadcast area, have lost reception or the station is not currently broadcasting. Unavailable stations have a '?' before their name on the station list. If you select a station which has this symbol, your radio tries to tune in or returns to the previous station.

Battery power indicator is flashing

This may happen if there is a problem charging your ChargePAK. Check the connections to the ChargePAK and your power supply. A replacement ChargePAK may be required if this does not solve the problem.

Resetting your PocketDAB 1500

The reset option removes all presets, stored stations and favourite station settings and resets all options to defaults.

1. Press and hold the menu button for around three seconds. The display will show 'Hold POWER to confirm reset..'
2. Press and hold the Power button to confirm the reset or press no buttons to cancel the reset.

Safety information



Keep the unit away from heat sources such as radiators, heaters or other appliances that produce heat.

Do not expose the unit to direct sunlight.

Do not use the unit near water.

Avoid objects or liquids getting into or onto the unit.

Do not remove screws from or open the unit casing.

Fit the mains adaptor to an easily accessible socket, located near the radio and **ONLY** use the mains power adaptor supplied.



Damage to hearing can occur with consistent exposure to high volume when using headphones. Always check the volume level before inserting headphones into your ears.

Use of headphones while operating a vehicle is not recommended and is illegal in some areas. Stop listening to your PocketDAB 1500 if you find it distracting while operating any type of vehicle or performing any other activity that requires your full attention.



Warning: Danger of explosion if battery is incorrectly replaced. Replace only with a genuine PURE ChargePAK LP37 battery.

Dispose of ChargePAK as per normal Lithium Polymer rechargeable batteries according to the local laws and regulations of your region. Some batteries may be accepted for disposal at your local recycling centre.

Do not tear or remove the plastic covering or any part of ChargePAK. Do not puncture, modify, drop, throw, or cause other unnecessary shocks to your ChargePAK. Batteries may present a risk of fire, explosion, or chemical burn if mistreated.

Do not dispose of ChargePAK in a fire or incinerator, or leave in hot places such as a motor car under direct sunlight. Do not store batteries near an oven, stove, or other heat source.

Do not connect ChargePAK directly to an electrical source, such as a building outlet or automobile power-point. Do not place batteries into a microwave oven, or into any other high-pressure container.

Do not immerse ChargePAK in water or otherwise get it wet.

Do not short circuit ChargePAK.

Do not use, or charge a ChargePAK that appears to be leaking, discoloured, rusty, deformed; emitting an odour; or is otherwise abnormal.

Technical specifications & warranty

General	Stereo handheld personal DAB digital and FM radio with full DAB Band III reception capability. Fully compliant with ETS 300 401 and capable of decoding all DAB transmission modes 1-4, up to 192 kb/sec.
Headphones	Sennheiser MX 300 in-ear headphones, also act as aerial (supplied).
Frequency range	DAB – Band III (174-240 MHz). FM – 87.5-108 MHz
Input connectors	5V DC power adapter socket.
Output connectors	3.5 mm stereo output for headphones.
LCD Display	Orange backlit LCD display with 16 x 2 characters, function icons and clock.
Power supply	PURE ChargePAK LP37 Lithium Polymer rechargeable battery (supplied) or 230V AC to 5V (0.6A) DC external power adapter (supplied).
Temperature range	Charging only recommended in ambient temperatures of 0 to +45°C maximum.
Approvals	CE marked. Compliant with the EMC and Low Voltage Directives (89/336/EEC and 73/23/EEC).
Dimensions	65 mm (w) x 110 mm (h) x 23 mm (d).
Weight	123g

Warranty

Imagination Technologies Ltd. warrants to the end user that this product will be free from defects in materials and workmanship in the course of normal use for a period of two years from the date of purchase (One year for ChargePAK). This guarantee covers breakdowns due to manufacturing or design faults; it does not apply in cases such as accidental damage, however caused, wear and tear, negligence, adjustment, modification or repair not authorised by us. Please register your product on our website at www.pure.com/register or by filling in and returning your warranty card. Should you have a problem with your unit please contact your supplier or contact PURE Support at the address shown on the rear of this manual.

Disclaimer

Imagination Technologies Limited makes no representation or warranties with respect to the content of this document and specifically disclaims any implied warranties of merchantability or fitness for any particular purpose. Further, Imagination Technologies Limited reserves the right to revise this publication and to make changes in it from time to time without obligation of Imagination Technologies Limited to notify any person or organization of such revisions or changes.

Ausschlusshinweis

Imagination Technologies Limited gewährt keine Garantien für den Inhalt dieses Dokuments und lehnt insbesondere implizierte Garantien für die allgemeine Gebrauchstauglichkeit bzw. die Eignung für spezielle Zwecke ab. Weiterhin behält sich Imagination Technologies Limited das Recht vor, diese Publikation von Zeit zu Zeit zu überarbeiten und zu ändern, ohne dass daraus eine Verpflichtung für Imagination Technologies Limited entsteht, irgendeine Person oder Organisation von solchen Änderungen in Kenntnis zu setzen.

Avis de non-responsabilité

Imagination Technologies Limited refuse toute représentation ou garantie vis-à-vis du contenu du présent document et refuse spécifiquement toute garantie implicite de valeur marchande ou d'adéquation à un usage spécifique. En outre, Imagination Technologies Limited se réserve le droit de réviser la présente publication et d'y apporter des modifications, quand elle le souhaite, sans obligation de sa part de notifier toute personne ou organisation desdites révisions ou modifications.

Dichiarazione di non responsabilità

Imagination Technologies Limited non si assume alcuna responsabilità rispetto al contenuto del presente documento, in particolare non riconosce nessuna garanzia implicita di commerciabilità o idoneità per uno scopo specifico. Inoltre, Imagination Technologies Limited si riserva il diritto di revisionare la presente pubblicazione e di apportarvi modifiche periodiche senza alcun obbligo di notifica a qualsiasi persona o organizzazione.

Ansvarsfraskrivelse

Imagination Technologies Limited afgiver ingen garantier eller erklæringer med hensyn til indholdet af dette dokument og fralægger sig i særdeleshed eventuelle stiltiende garantier for salgbarhed eller egnethed til et bestemt formål. Endvidere forbeholder Imagination Technologies Limited sig ret til at revidere denne publikation og foretage ændringer fra tid til anden, uden at Imagination Technologies Limited er forpligtet til at underrette nogen person eller organisation om sådanne revideringer eller ændringer.

Vrijwaring

Imagination Technologies Limited geeft geen verklaring of garanties met betrekking tot de inhoud van dit document en wijst specifiek elke verantwoordelijkheid af met betrekking tot om het even welke onuitgesproken garanties naar verhandelbaarheid of geschiktheid voor enig bijzonder doel. Daarenboven behoudt Imagination Technologies Limited zich het recht voor om deze publicatie te reviseren en af en toe veranderingen aan te brengen zonder de verplichting voor Imagination Technologies Limited om personen of organisaties van deze revisies of veranderingen op de hoogte te brengen.

www.pure.com

PURE Digital
Imagination Technologies Ltd.
Pinnacle House
Home Park Estate
Kings Langley
Herts, WD4 8DH
UK



+44 (0)1923 277477 support

+44 (0)1923 277488 sales



+44 (0)1923 270188



support@pure.com

sales@pure.com

PURE Digital
Karl-Marx Strasse 6
64589 Stockstadt/Rhein
GERMANY



+49 (0) 6158 878872 sales



+49 (0) 6158 878874



sales_gmbh@pure.com

PURE Digital - Vertrieb über:
TELANOR AG
Unterhaltungselektronik
Bachstrasse 42
4654 Lostorf
SCHWEIZ/SWITZERLAND



+41 (0)62 285 95 95 sales



+41 (0)62 285 95 85



info@telanor.ch

www.telanor.ch



Digital Audio Broadcasting

digital **R**adio



Powered by



Imagination
TECHNOLOGIES

PURE

